

HOW to make a ZINE

A zine is a short, self-published book of text and images. Zines are the product of either a single person or a small group, and are often photocopied into prints for circulation in local spaces like cafes, libraries, and festivals.

They're a unique way to communicate outside of mainstream media.



INTEGRITY



This project received funding from the European Union's Horizon 2020 research and innovation programme under grant agreement No 824586.

What is my zine for?

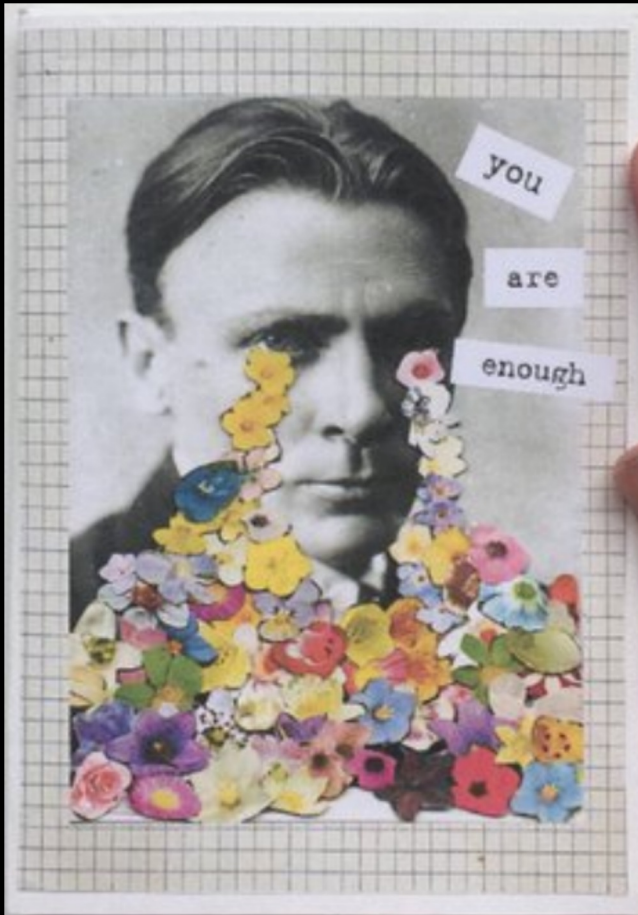
It is a way to reflect on what you learned this week.

This is a small book made by you, in response to your experience at Science Gallery Dublin.

It can be created to inform, inspire, critique or just to enjoy.


We will be sharing them with each other on Friday!

How do I put it together?




Collage made with images and text. This can include stickers, magazine clippings, photos, books, tape, and paper.

Illustration & Writing.
Write your own original text, draw images or record something else.





Collage



Alt-Text

Drawings



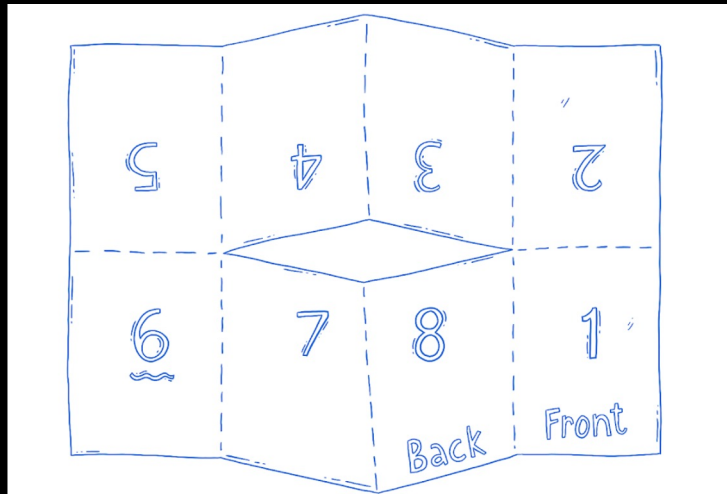
Poetry




How To's




How do I bind my zine?



Fold and Cut a single sheet of paper



Staple the centerfold



Stitch with a saddle stitch or Japanese side stitch

Sharing my zine with others



You could...

- Sell your work at Zine Fairs or Exhibitions
- Share a digital copy online, at your local library or bookstore
- Submit your zine to the National Irish Visual Arts Library

